




A Few Chromebook Tips

- To see all keyboard shortcuts: Press CTRL + ALT + ? Keys
- To see files that have been downloaded locally to the Chromebook press the CTRL+ALT+m keys
- Don't use your personal gmail accounts on school Chromebooks – at least for now
- Chromebooks can not run website games/activities that use Java
- To use Chromebook with LCD projector, use the HDMI adapter that's usually in the cup attached to the Chromebook Cart
- To display the Chromebook screen via the projector,,,
 - Attach Chrombook to projector and power on
 - On the Chromebook, press keys  +  (above the 5)
- In the Chrome browser...
 - Use the  button above the 5 to make the browser window full screen
 - On the Chromebook touchpad, swipe up or down using TWO fingers to scroll up or down within a web page
 - Swipe left on the touchpad using two fingers to go to the previous web page (same as hitting the back arrow)